

2022 WOODS COUNTY ASSESSOR'S OFFICE REPORT TO THE EXCISE BOARD

07/29/2022

City/Village								
DISTRICT	DESCRIPTION	PERSONAL PROPERTY	REAL PROPERTY	PUBLIC SERVICE	TOTAL VALUATION	HOMESTEAD EXEMPTIONS	OTHER EXEMPTIONS	NET VALUATION
T01	ALVA CITY	5,015,093	30,277,600	1,603,817	36,896,510	842,277	165,507	35,888,726
T02	CAPRON CITY	85,491	80,208	178,668	344,367	2,350	0	342,017
T03	WAYNOKA CITY	223,192	3,813,397	579,599	4,616,188	163,236	48,221	4,404,731
T05	DACOMA CITY	373,462	647,610	363,276	1,384,348	34,429	0	1,349,919
T06	FREEDOM CITY	87,600	819,084	92,161	998,845	49,947	0	948,898
CITY/VILLAGE TOTAL VALUATION		5,784,838	35,637,899	2,817,521	44,240,258	1,092,239	213,728	42,934,291

County								
DISTRICT	DESCRIPTION	PERSONAL PROPERTY	REAL PROPERTY	PUBLIC SERVICE	TOTAL VALUATION	HOMESTEAD EXEMPTIONS	OTHER EXEMPTIONS	NET VALUATION
C001	Woods County General	106,519,764	67,842,058	66,716,904	241,078,726	1,594,799	351,163	239,132,764
COUNTY TOTAL VALUATION		106,519,764	67,842,058	66,716,904	241,078,726	1,594,799	351,163	239,132,764

School								
DISTRICT	DESCRIPTION	PERSONAL PROPERTY	REAL PROPERTY	PUBLIC SERVICE	TOTAL VALUATION	HOMESTEAD EXEMPTIONS	OTHER EXEMPTIONS	NET VALUATION
I-1	DIST I-1	44,744,375	51,618,410	29,534,526	125,897,311	1,194,056	292,510	124,410,745
I-3	DIST I-3	49,793,881	10,524,571	16,396,106	76,714,558	296,796	58,653	76,359,109
I-6	DIST I-6	9,710,268	4,717,331	1,227,648	15,655,247	84,947	0	15,570,300
J-46A	DIST J-46A	144,764	43,596	4,533	192,893	0	0	192,893
J-4M	DIST J-4M	2,126,476	938,150	19,554,091	22,618,717	19,000	0	22,599,717
SCHOOL TOTAL VALUATION		106,519,764	67,842,058	66,716,904	241,078,726	1,594,799	351,163	239,132,764

TIF-District								
DISTRICT	DESCRIPTION	PERSONAL PROPERTY	REAL PROPERTY	PUBLIC SERVICE	TOTAL VALUATION	HOMESTEAD EXEMPTIONS	OTHER EXEMPTIONS	NET VALUATION
10001	RAILPARK TIF	537,826	307,868	387,797	1,233,491	0	0	1,233,491
TIF02	ALVA ARENA TIF (ALVA)	-29,024	105,410	0	76,386	-1,000	820	76,566
TIF03	ALVA ARENA TIF (RURAL)	167,419	17,608	0	185,027	2,000	0	183,027
TIF-DISTRICT TOTAL VALUATION		676,221	430,886	387,797	1,494,904	1,000	820	1,493,084

2022 WOODS COUNTY ASSESSOR'S OFFICE REPORT TO THE EXCISE BOARD

07/29/2022

Vo-Tech								
DISTRICT	DESCRIPTION	PERSONAL PROPERTY	REAL PROPERTY	PUBLIC SERVICE	TOTAL VALUATION	HOMESTEAD EXEMPTIONS	OTHER EXEMPTIONS	NET VALUATION
V01	Northwest Vo-Tech	106,519,764	67,842,058	66,716,904	241,078,726	1,594,799	351,163	239,132,764
VO-TECH TOTAL VALUATION		106,519,764	67,842,058	66,716,904	241,078,726	1,594,799	351,163	239,132,764

I, RENETTA BENSON, Assessor of Woods County Oklahoma, do hereby certify that the foregoing is a true and correct statement of valuations for Real Estate, Personal Property, Public Service and Homestead Exemptions as certified by the State Board of Equalization and shown by the records in the County Assessor's office. Subscribed by my name and affixed the seal of the County Assessor's office on this day of 07/29/2022.


State of Oklahoma)
) SS
 Woods County)




RENETTA BENSON
 County Assessor
 Woods County




I, , County Clerk of Woods County Oklahoma, do hereby certify that the above is a true, correct and complete list of the valuations of Woods County Oklahoma as certified by the Woods County Assessor's office.




County Clerk
 Woods County



Excise Board:

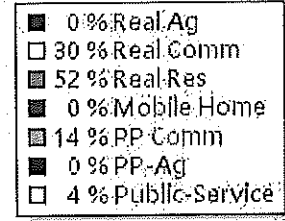
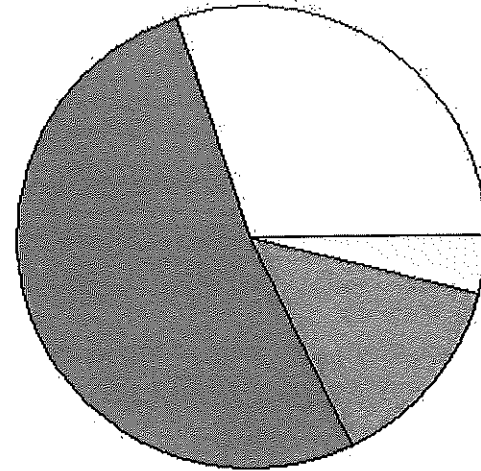




8/1/22

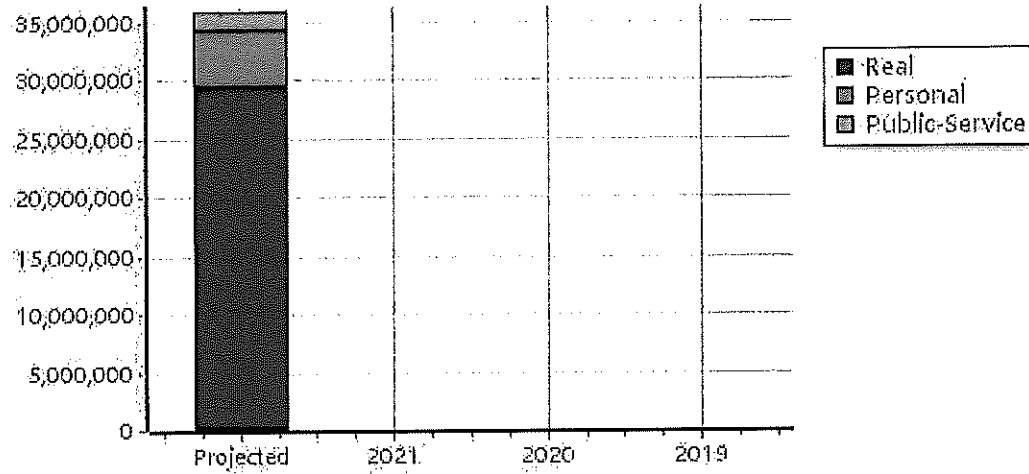
Date

Real	Count	Value
Agricultural	21	151,850
Commercial	407	11,045,725
Residential	2,352	19,186,435
Total Real Value	2,780	30,384,010
Homestead	817	842,277
Veteran	14	166,327
Other	0	0
Total Exempt	867	1,008,604
TIF Increment Value		105,590
Net Assessed		29,269,816
Net Assessed Under Protest	2	252,770
Senior Freeze	136	662,409
Capped Parcels	1,628	4,643,981



Personal	Count	Value
Agricultural	39	119,018
Commercial	375	4,857,204
Mobile Home	17	48,965
Total Personal	431	5,025,187
Total Exempt	2	39,118
TIF Increment Value		-29,024
Net Assessed		5,015,093
Net Assessed Under Protest	0	0

Public Service	Count	Value
Total PS Value	11	1,603,817
TIF Increment Value		0
Net Assessed		1,603,817

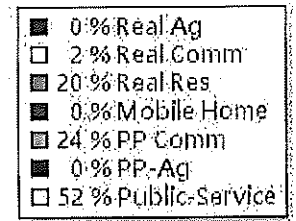
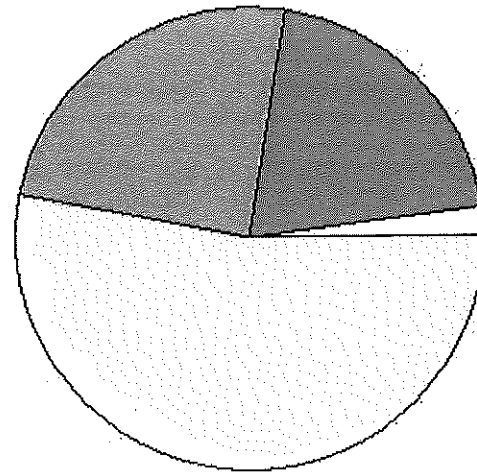


District Totals	
Total Gross Value	37,013,014
Homestead Loss	842,277
Other Exemption Loss	205,445
TIF Increment Value	76,566
Retained TIF Value	
Net Assessed Value	35,888,726
Net Assessed Under Protest	252,770

* Public Service Protests Values are not included on this report.

TIF Project Summary						
Code	Description	Expires	Base Value	Increment Value	Retained Inc	Total Value
3	ALVA TIF ARENA URBAN	2046	8,474,269	76,566		8,550,835
Total TIF Valuation :			8,474,269	76,566	0	8,550,835

Real	Count	Value
Agricultural	9	2,777
Commercial	5	6,651
Residential	56	70,780
Total Real Value	70	80,208
Homestead	3	2,350
Veteran	0	0
Other	0	0
Total Exempt	3	2,350



TIF Increment Value

Net Assessed 77,858

Net Assessed Under Protest

Senior Freeze	0	0
Capped Parcels	38	31,742

Personal	Count	Value
Agricultural	0	0
Commercial	6	85,491
Mobile Home	0	0
Total Personal	6	85,491
Total Exempt	0	0

TIF Increment Value

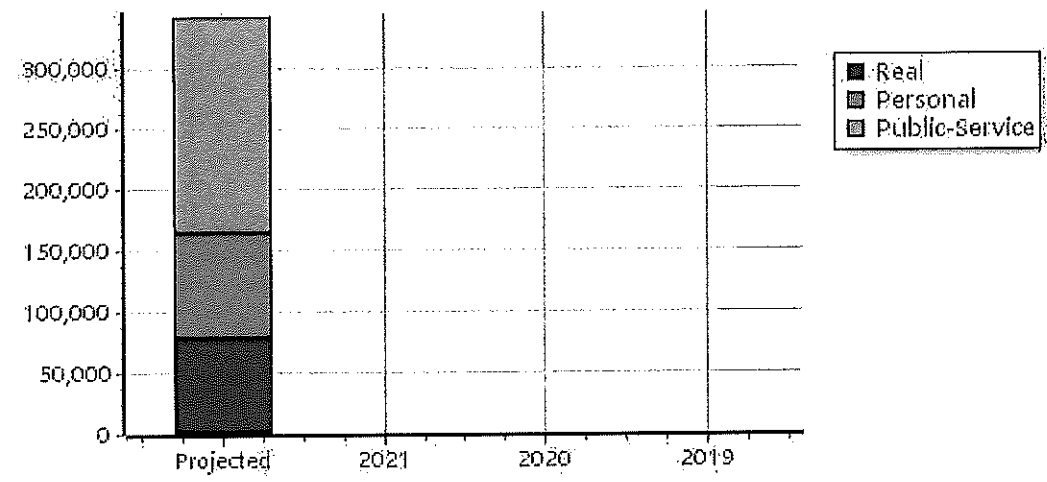
Net Assessed 85,491

Net Assessed Under Protest

Public Service	Count	Value
Total PS Value	4	178,668

TIF Increment Value

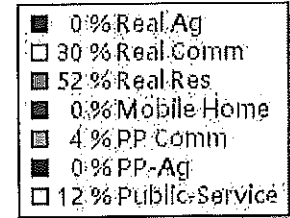
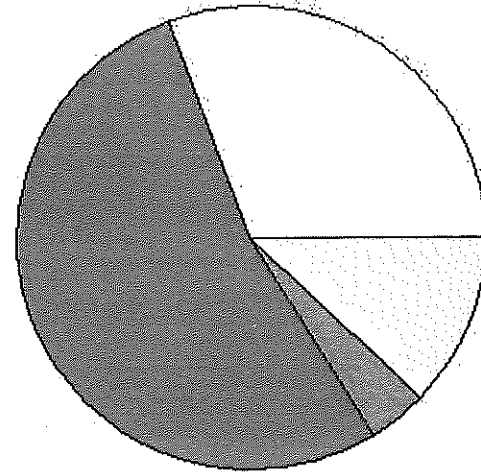
Net Assessed 178,668



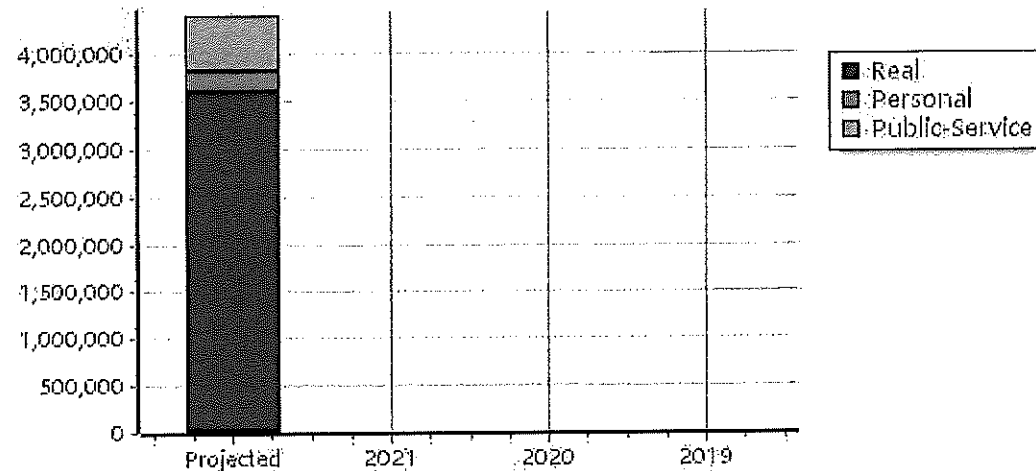
District Totals	
Total Gross Value	344,367
Homestead Loss	2,350
Other Exemption Loss	0
TIF Increment Value	
Retained TIF Value	
Net Assessed Value	342,017
Net Assessed Under Protest	

* Public Service Protests Values are not included on this report.

Real	Count	Value
Agricultural	0	0
Commercial	74	1,416,346
Residential	703	2,397,051
Total Real Value	777	3,813,397
Homestead	152	163,236
Veteran	5	48,221
Other	0	0
Total Exempt	174	211,457
TIF Increment Value		
Net Assessed		3,601,940
Net Assessed Under Protest		
Senior Freeze	30	52,722
Capped Parcels	340	443,594



Personal	Count	Value
Agricultural	4	2,915
Commercial	73	218,680
Mobile Home	1	1,597
Total Personal	78	223,192
Total Exempt	0	0
TIF Increment Value		
Net Assessed		223,192
Net Assessed Under Protest		
Public Service	Count	Value
Total PS Value	11	579,599
TIF Increment Value		
Net Assessed		579,599



District Totals	
Total Gross Value	4,616,188
Homestead Loss	163,236
Other Exemption Loss	48,221
TIF Increment Value	
Retained TIF Value	
Net Assessed Value	4,404,731
Net Assessed Under Protest	

* Public Service Protests Values are not included on this report.

Real	Count	Value
Agricultural	56	27,215
Commercial	18	94,870
Residential	176	525,525
Total Real Value	250	647,610
Homestead	35	34,429
Veteran	0	0
Other	0	0
Total Exempt	35	34,429

TIF Increment Value

Net Assessed 613,181

Net Assessed Under Protest

Senior Freeze	4	3,535
Capped Parcels	126	64,966

Personal	Count	Value
Agricultural	4	18,284
Commercial	8	350,826
Mobile Home	4	4,352
Total Personal	16	373,462
Total Exempt	0	0

TIF Increment Value

Net Assessed 373,462

Net Assessed Under Protest

Public Service	Count	Value
Total PS Value	7	363,276

TIF Increment Value

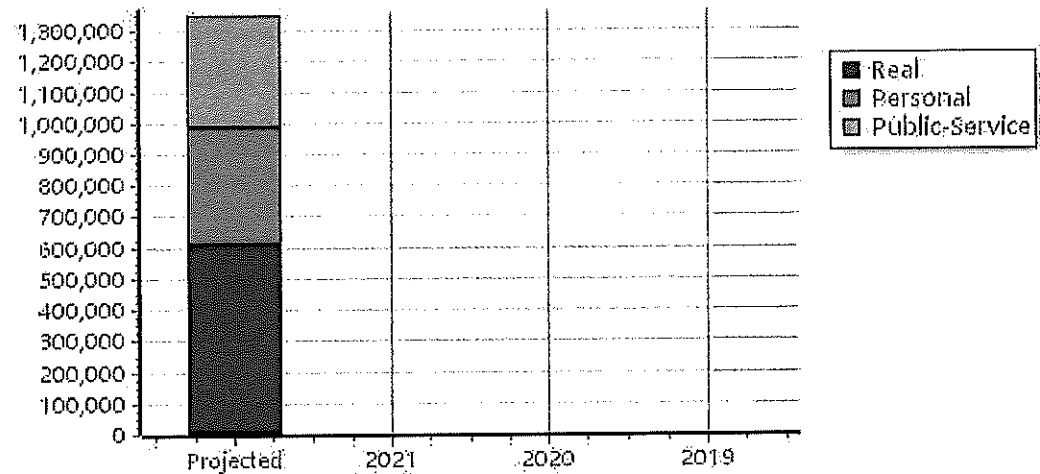
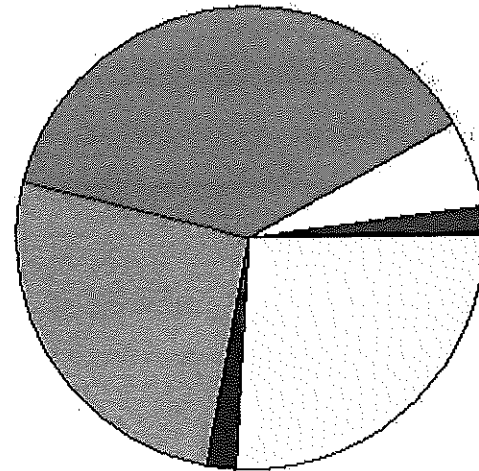
Net Assessed 363,276

District Totals

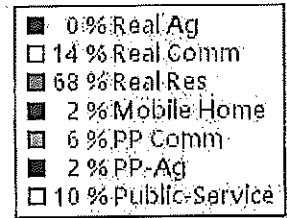
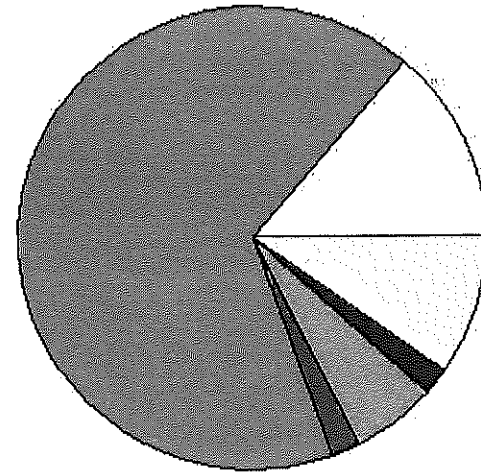
Total Gross Value	1,384,348
Homestead Loss	34,429
Other Exemption Loss	0
TIF Increment Value	
Retained TIF Value	
Net Assessed Value	1,349,919

Net Assessed Under Protest

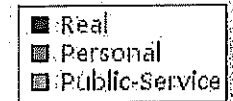
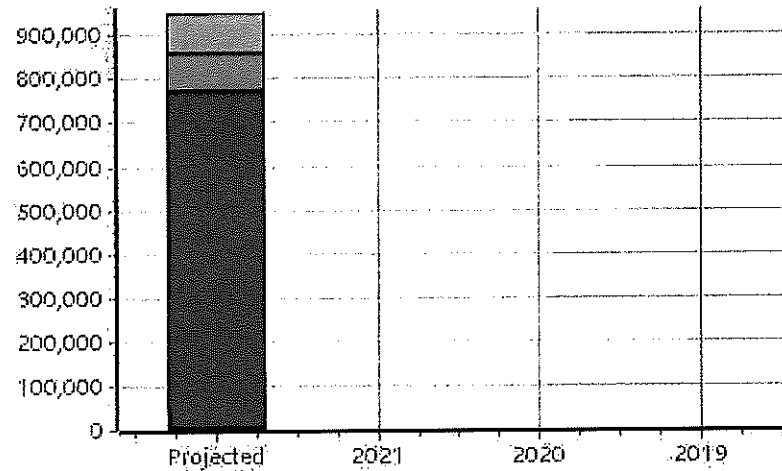
* Public Service Protests Values are not included on this report.



Real	Count	Value
Agricultural	1	323
Commercial	35	140,423
Residential	198	678,338
Total Real Value	234	819,084
Homestead	45	49,947
Veteran	0	0
Other	0	0
Total Exempt	50	49,947
TIF Increment Value		
Net Assessed		769,137
Net Assessed Under Protest		
Senior Freeze	7	45,851
Capped Parcels	165	488,746



Personal	Count	Value
Agricultural	2	14,592
Commercial	25	62,736
Mobile Home	3	10,272
Total Personal	30	87,600
Total Exempt	0	0
TIF Increment Value		
Net Assessed		87,600
Net Assessed Under Protest		

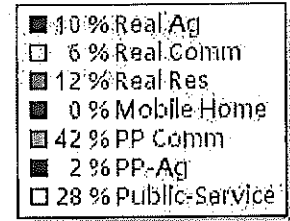
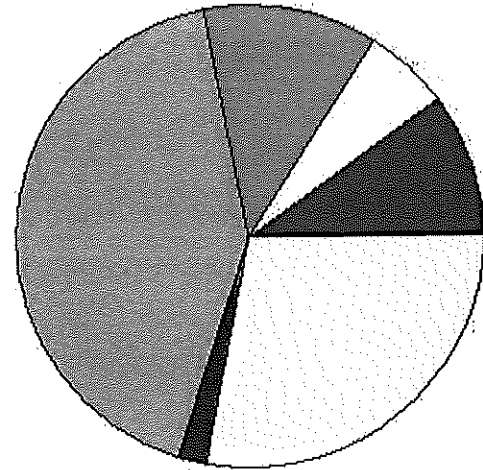


Public Service	Count	Value
Total PS Value	5	92,161
TIF Increment Value		
Net Assessed		92,161

District Totals	
Total Gross Value	998,845
Homestead Loss	49,947
Other Exemption Loss	0
TIF Increment Value	
Retained TIF Value	
Net Assessed Value	948,898
Net Assessed Under Protest	

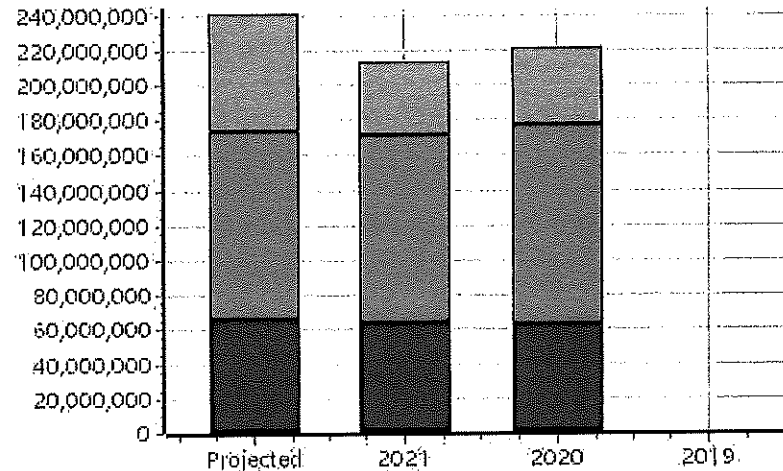
* Public Service Protests Values are not included on this report.

Real	Count	Value
Agricultural	5,692	23,014,231
Commercial	646	14,177,935
Residential	4,291	31,080,778
Total Real Value	10,629	68,272,944
Homestead	1,558	1,595,799
Veteran	25	351,983
Other	0	0
Total Exempt	1,643	1,947,782
TIF Increment Value		429,066
Net Assessed		65,896,096
Net Assessed Under Protest	2	252,770
Senior Freeze	212	910,984
Capped Parcels	3,148	8,048,618



Personal	Count	Value
Agricultural	698	6,666,007
Commercial	738	100,532,823
Mobile Home	73	274,934
Total Personal	1,509	107,473,764
Total Exempt	4	277,779
TIF Increment Value		676,221
Net Assessed		106,519,764
Net Assessed Under Protest	14	26,388,973

Public Service	Count	Value
Total PS Value	109	67,104,645
TIF Increment Value		387,741
Net Assessed		66,716,904

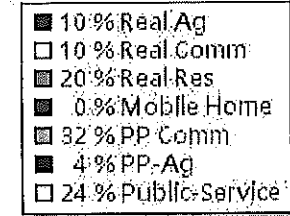
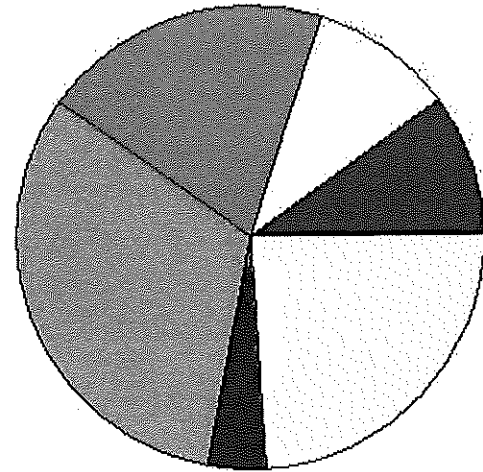


District Totals	
Total Gross Value	242,851,353
Homestead Loss	1,595,799
Other Exemption Loss	629,762
TIF Increment Value	1,493,028
Retained TIF Value	24,439
Net Assessed Value	239,132,764
Net Assessed Under Protest	26,641,743


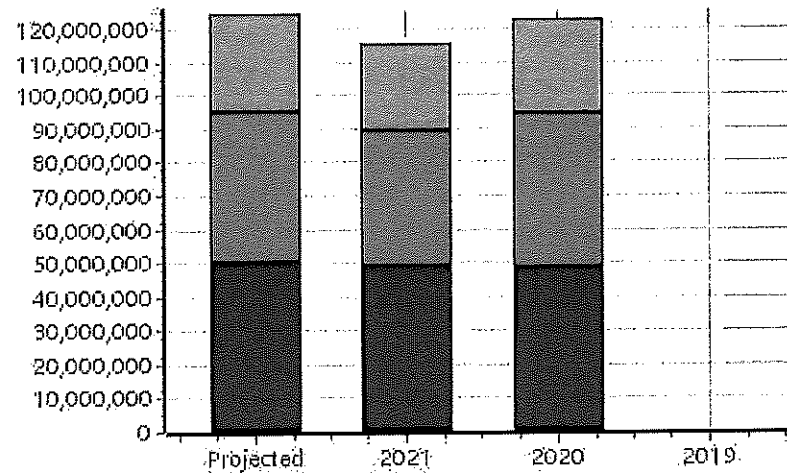
* Public Service Protests Values are not included on this report.

TIF Project Summary						
Code	Description	Expires	Base Value	Increment Value	Retained Inc	Total Value
1	RAILPARK	2035	166,222	1,233,435		1,399,713
2	ALVA TIF ARENA RURAL	2046	1,226,388	183,027	24,439	1,433,854
3	ALVA TIF ARENA URBAN	2046	8,474,269	76,566		8,550,835
			Total TIF Valuation :	9,866,879	24,439	11,384,402

Real	Count	Value
Agricultural	2,726	13,632,468
Commercial	497	11,855,495
Residential	3,055	26,253,465
Total Real Value	6,278	51,741,428
Homestead	1,170	1,195,056
Veteran	19	293,330
Other	0	0
Total Exempt	1,227	1,488,386
TIF Increment Value		121,198
Net Assessed		50,131,844
Net Assessed Under Protest	2	252,770
Senior Freeze	165	790,914
Capped Parcels	2,039	5,404,384



Personal	Count	Value
Agricultural	416	4,321,153
Commercial	509	40,428,700
Mobile Home	50	174,035
Total Personal	975	44,923,888
Total Exempt	3	41,118
TIF Increment Value		138,395
Net Assessed		44,744,375
Net Assessed Under Protest	3	7,866,369
Public Service	Count	Value
Total PS Value	44	29,534,526
TIF Increment Value		0
Net Assessed		29,534,526

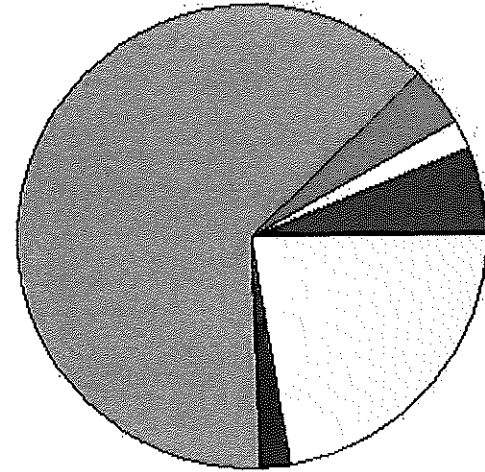


District Totals	
Total Gross Value	126,199,842
Homestead Loss	1,195,056
Other Exemption Loss	334,448
TIF Increment Value	259,593
Retained TIF Value	24,439
Net Assessed Value	124,410,745
Net Assessed Under Protest	8,119,139

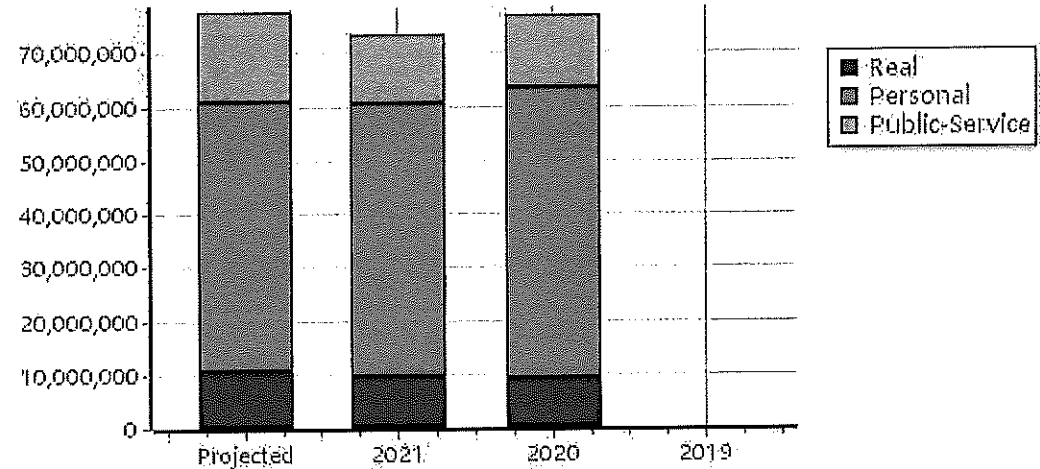
* Public Service Protests Values are not included on this report.

TIF Project Summary						
Code	Description	Expires	Base Value	Increment Value	Retained Inc	Total Value
2	ALVA TIF ARENA RURAL	2046	1,226,388	183,027	24,439	1,433,854
3	ALVA TIF ARENA URBAN	2046	8,474,269	76,566		8,550,835
	Total TIF Valuation :		9,700,657	259,593	24,439	9,984,689

Real	Count	Value
Agricultural	1,439	5,016,061
Commercial	99	2,005,953
Residential	974	3,810,425
Total Real Value	2,512	10,832,439
Homestead	288	296,796
Veteran	6	58,653
Other	0	0
Total Exempt	311	355,449
TIF Increment Value		307,868
Net Assessed		10,169,122
Net Assessed Under Protest	0	0
Senior Freeze	38	68,209
Capped Parcels	675	1,029,104



Personal	Count	Value
Agricultural	167	1,708,496
Commercial	137	48,557,087
Mobile Home	13	66,124
Total Personal	317	50,331,707
Total Exempt	0	0
TIF Increment Value		537,826
Net Assessed		49,793,881
Net Assessed Under Protest	3	14,452,105
Public Service	Count	Value
Total PS Value	31	16,783,847
TIF Increment Value		387,741
Net Assessed		16,396,106

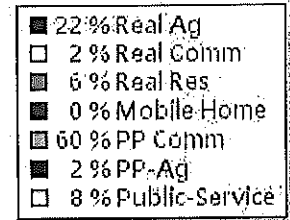
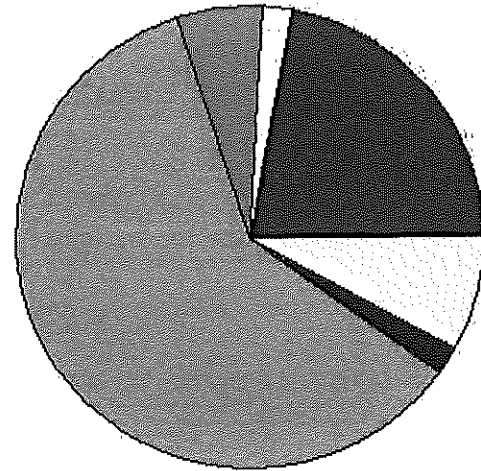


District Totals	
Total Gross Value	77,947,993
Homestead Loss	296,796
Other Exemption Loss	58,653
TIF Increment Value	1,233,435
Retained TIF Value	
Net Assessed Value	76,359,109
Net Assessed Under Protest	14,452,105

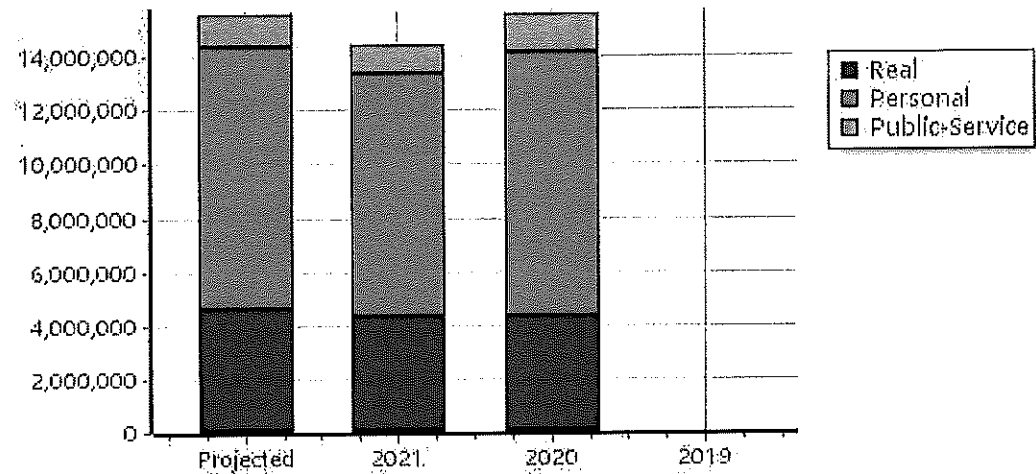
* Public Service Protests Values are not included on this report.

TIF Project Summary						
Code	Description	Expires	Base Value	Increment Value	Retained Inc	Total Value
1	RAILPARK	2035	166,222	1,233,435		1,399,713
Total TIF Valuation :			166,222	1,233,435	0	1,399,713

Real	Count	Value
Agricultural	1,198	3,449,401
Commercial	49	314,112
Residential	252	953,818
Total Real Value	1,499	4,717,331
Homestead	81	84,947
Veteran	0	0
Other	0	0
Total Exempt	86	84,947
TIF Increment Value		
Net Assessed		4,632,384
Net Assessed Under Protest	0	0
Senior Freeze	8	51,861
Capped Parcels	427	1,613,042



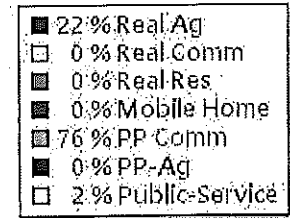
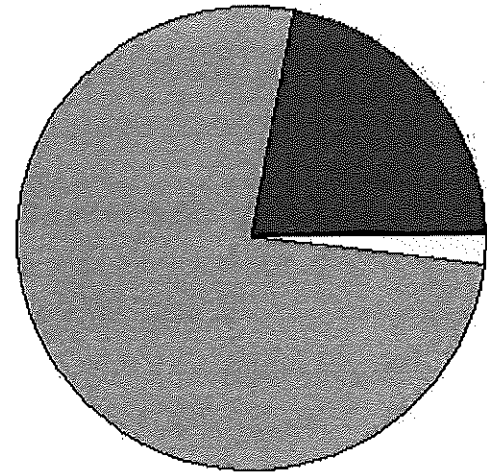
Personal	Count	Value
Agricultural	79	409,017
Commercial	70	9,506,145
Mobile Home	7	31,767
Total Personal	156	9,946,929
Total Exempt	1	236,661
TIF Increment Value		
Net Assessed		9,710,268
Net Assessed Under Protest	4	3,755,843
Public Service		
Total PS Value	19	1,227,648
TIF Increment Value		
Net Assessed		1,227,648



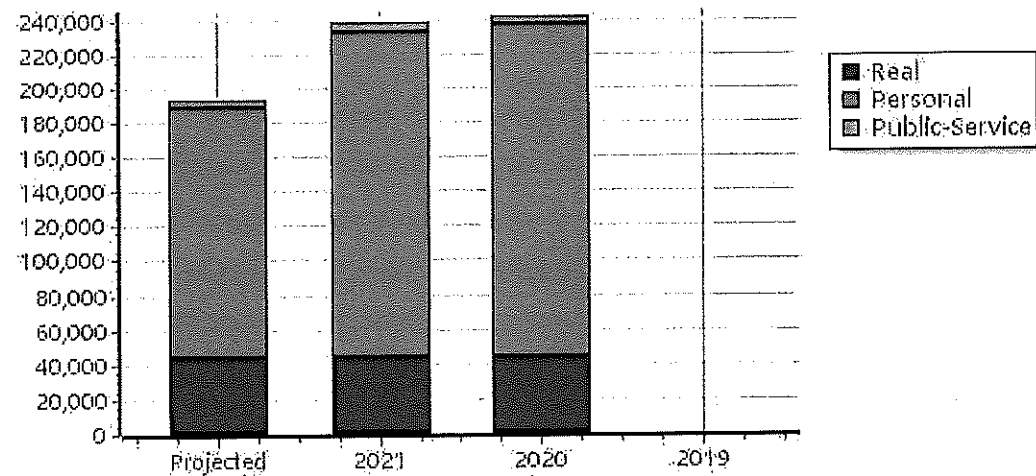
District Totals	
Total Gross Value	15,891,908
Homestead Loss	84,947
Other Exemption Loss	236,661
TIF Increment Value	
Retained TIF Value	
Net Assessed Value	15,570,300
Net Assessed Under Protest	3,755,843

* Public Service Protests Values are not included on this report.

Real	Count	Value
Agricultural	8	43,596
Commercial	0	0
Residential	0	0
Total Real Value	8	43,596
Homestead	0	0
Veteran	0	0
Other	0	0
Total Exempt	0	0
TIF Increment Value		
Net Assessed		43,596
Net Assessed Under Protest	0	0
Senior Freeze	0	0
Capped Parcels	0	0



Personal	Count	Value
Agricultural	0	0
Commercial	3	144,764
Mobile Home	0	0
Total Personal	3	144,764
Total Exempt	0	0
TIF Increment Value		
Net Assessed		144,764
Net Assessed Under Protest	1	10,963
Public Service		
Total PS Value	4	4,533
TIF Increment Value		
Net Assessed		4,533



District Totals	
Total Gross Value	192,893
Homestead Loss	0
Other Exemption Loss	0
TIF Increment Value	
Retained TIF Value	
Net Assessed Value	192,893
Net Assessed Under Protest	10,963

* Public Service Protests Values are not included on this report.

J-4M DIST J-4M

Real	Count	Value
Agricultural	321	872,705
Commercial	1	2,375
Residential	10	63,070
Total Real Value	332	938,150
Homestead	19	19,000
Veteran	0	0
Other	0	0
Total Exempt	19	19,000

TIF Increment Value

Net Assessed		919,150
Net Assessed Under Protest	0	0
Senior Freeze	1	0
Capped Parcels	7	2,088

Personal	Count	Value
Agricultural	36	227,341
Commercial	19	1,896,127
Mobile Home	3	3,008
Total Personal	58	2,126,476
Total Exempt	0	0

TIF Increment Value

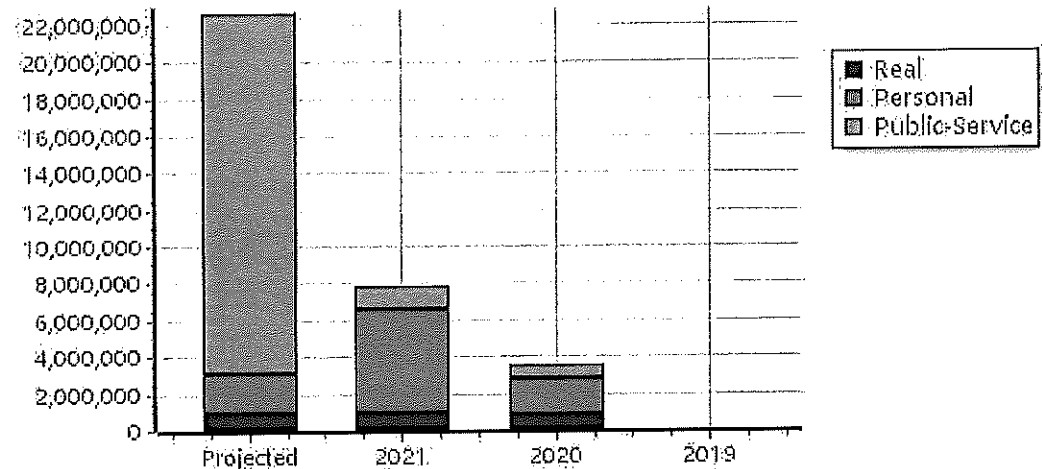
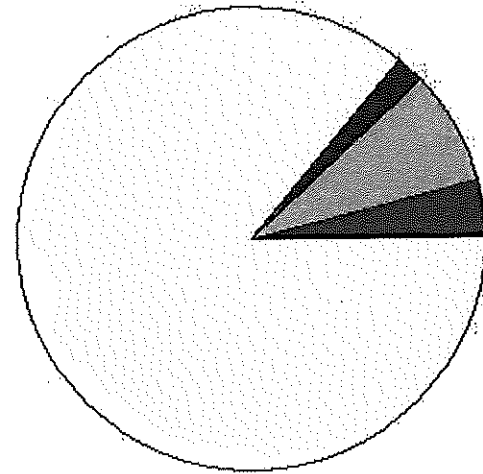
Net Assessed		2,126,476
Net Assessed Under Protest	3	303,693

Public Service	Count	Value
Total PS Value	11	19,554,091
TIF Increment Value		
Net Assessed		19,554,091

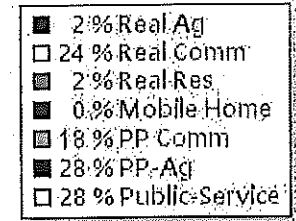
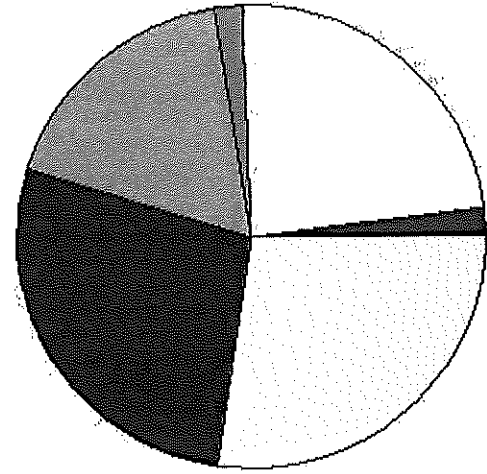
District Totals

Total Gross Value		22,618,717
Homestead Loss		19,000
Other Exemption Loss		0
TIF Increment Value		
Retained TIF Value		
Net Assessed Value		22,599,717
Net Assessed Under Protest		303,693


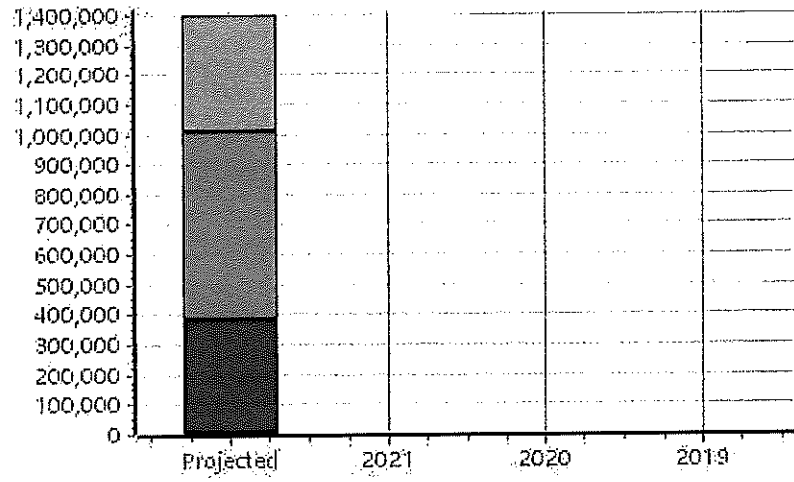
* Public Service Protests Values are not included on this report.



Real	Count	Value
Agricultural	8	18,587
Commercial	7	330,780
Residential	96	37,690
Total Real Value	111	387,057
Homestead	7	6,560
Veteran	0	0
Other	0	0
Total Exempt	7	6,560
TIF Base/Retained Value		72,629
Net Assessed		307,868
Net Assessed Under Protest		
Senior Freeze	0	0
Capped Parcels	80	9,631



Personal	Count	Value
Agricultural	3	380,434
Commercial	15	247,944
Mobile Home	1	3,041
Total Personal	19	631,419
Total Exempt	0	0
TIF Base/Retained Value		93,593
Net Assessed		537,826
Net Assessed Under Protest		



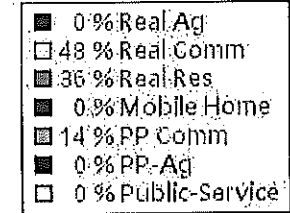
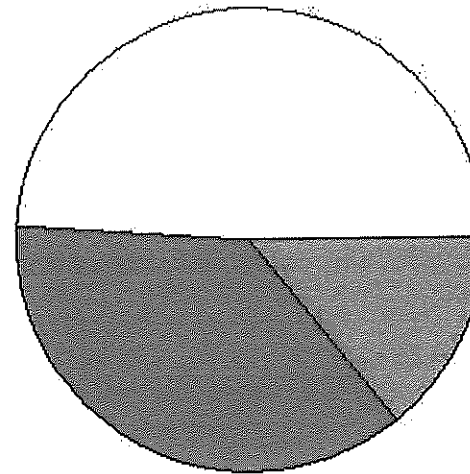
Public Service	Count	Value
Total PS Value	5	387,797
TIF Base/Retained Value		
Net Assessed		387,797

District Totals	
Total Gross Value	1,406,273
Homestead Loss	6,560
Other Exemption Loss	0
TIF Base Value	166,222
Base Retained Value	
Net Assessed Value	1,233,491
Net Assessed Under Protest	

TIF Project Summary						
Code	Description	Expires	Base Value	Increment Value	Retained Inc	Total Value
1	RAILPARK	2035	166,222	1,233,435		1,399,713
Total TIF Valuation :			166,222	1,233,435	0	1,399,713


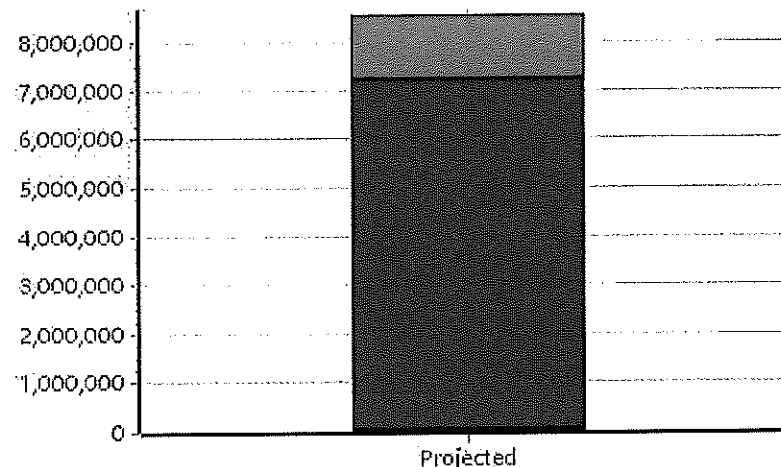
* Public Service Protests Values are not included on this report.

Real	Count	Value
Agricultural	7	17,496
Commercial	122	4,217,249
Residential	441	3,195,193
Total Real Value	570	7,429,938
Homestead	159	161,987
Veteran	4	41,923
Other	0	0
Total Exempt	167	203,910
TIF Base/Retained Value		7,120,438
Net Assessed		105,590
Net Assessed Under Protest	2	252,770
Senior Freeze	28	121,028
Capped Parcels	329	1,051,361



Personal	Count	Value
Agricultural	3	8,690
Commercial	43	1,304,235
Mobile Home	4	11,882
Total Personal	50	1,324,807
Total Exempt	0	0
TIF Base/Retained Value		1,353,831
Net Assessed		-29,024
Net Assessed Under Protest	0	0

Public Service	Count	Value
Total PS Value	0	0
TIF Base/Retained Value		0
Net Assessed		0

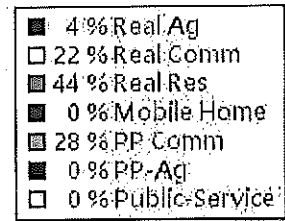
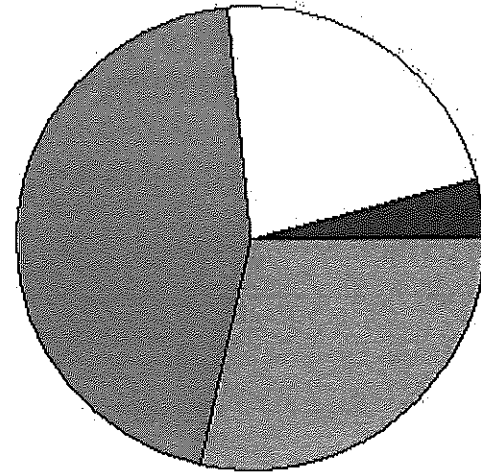


District Totals	
Total Gross Value	8,754,745
Homestead Loss	161,987
Other Exemption Loss	41,923
TIF Base Value	8,474,269
Base Retained Value	
Net Assessed Value	76,566
Net Assessed Under Protest	252,770

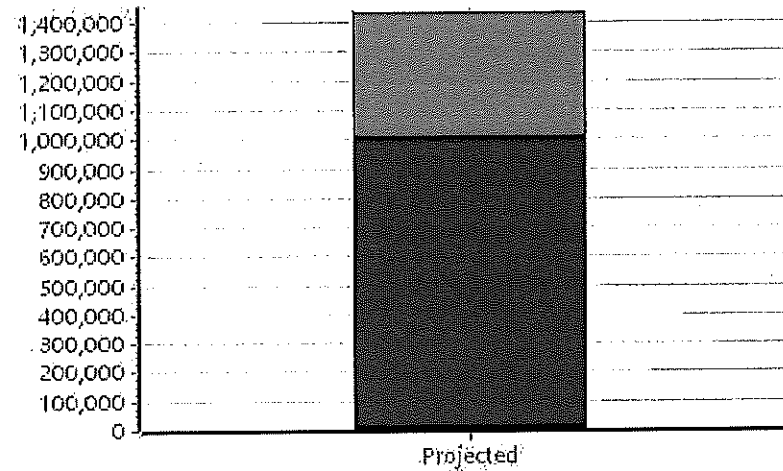
* Public Service Protests Values are not included on this report.

TIF Project Summary						
Code	Description	Expires	Base Value	Increment Value	Retained Inc	Total Value
3	ALVA TIF ARENA URBAN	2046	8,474,269	76,566		8,550,835
	Total TIF Valuation :		8,474,269	76,566	0	8,550,835

Real	Count	Value
Agricultural	14	57,043
Commercial	24	322,925
Residential	43	645,614
Total Real Value	81	1,025,582
Homestead	24	24,000
Veteran	0	0
Other	0	0
Total Exempt	24	24,000
TIF Base/Retained Value		985,974
Net Assessed		15,608
Net Assessed Under Protest		
Senior Freeze	3	16,847
Capped Parcels	27	153,787



Personal	Count	Value
Agricultural	1	2,530
Commercial	7	421,466
Mobile Home	1	8,276
Total Personal	9	432,272
Total Exempt	0	0
TIF Base/Retained Value		264,853
Net Assessed		167,419
Net Assessed Under Protest		



Public Service	Count	Value
Total PS Value	0	0
TIF Base/Retained Value		0
Net Assessed		0

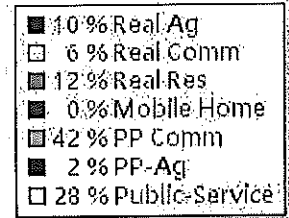
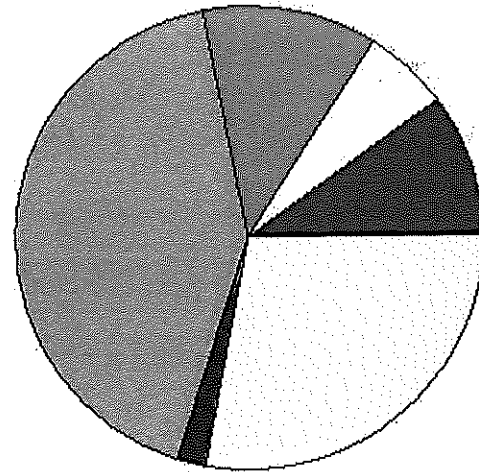
District Totals	
Total Gross Value	1,457,854
Homestead Loss	24,000
Other Exemption Loss	0
TIF Base Value	1,226,388
Base Retained Value	24,439
Net Assessed Value	183,027
Net Assessed Under Protest	

* Public Service Protests Values are not included on this report.

TIF Project Summary						
Code	Description	Expires	Base Value	Increment Value	Retained Inc	Total Value
2	ALVA TIF ARENA RURAL	2046	1,226,388	183,027	24,439	1,433,854
Total TIF Valuation :			1,226,388	183,027	24,439	1,433,854


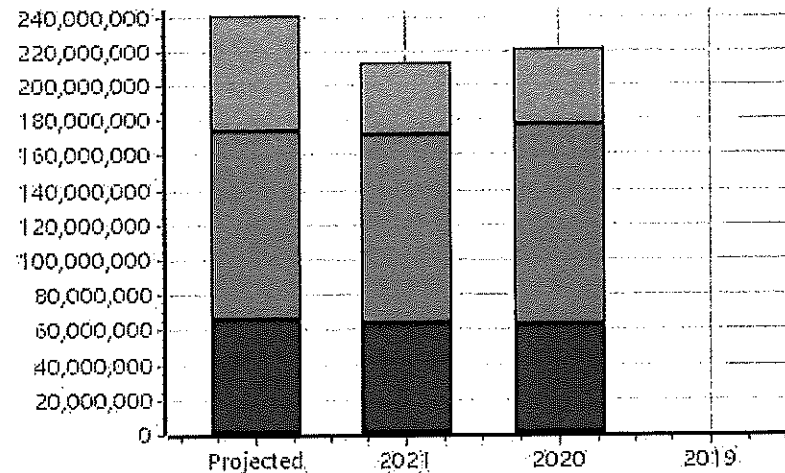
V01 Northwest Vo-Tech

Real	Count	Value
Agricultural	5,692	23,014,231
Commercial	646	14,177,935
Residential	4,291	31,080,778
Total Real Value	10,629	68,272,944
Homestead	1,558	1,595,799
Veteran	25	351,983
Other	0	0
Total Exempt	1,643	1,947,782
TIF Increment Value		429,066
Net Assessed		65,896,096
Net Assessed Under Protest	2	252,770
Senior Freeze	212	910,984
Capped Parcels	3,148	8,048,618



Personal	Count	Value
Agricultural	698	6,666,007
Commercial	738	100,532,823
Mobile Home	73	274,934
Total Personal	1,509	107,473,764
Total Exempt	4	277,779
TIF Increment Value		676,221
Net Assessed		106,519,764
Net Assessed Under Protest	14	26,388,973

Public Service	Count	Value
Total PS Value	109	67,104,645
TIF Increment Value		387,741
Net Assessed		66,716,904



District Totals	
Total Gross Value	242,851,353
Homestead Loss	1,595,799
Other Exemption Loss	629,762
TIF Increment Value	1,493,028
Retained TIF Value	24,439
Net Assessed Value	239,132,764
Net Assessed Under Protest	26,641,743

* Public Service Protests Values are not included on this report.

TIF Project Summary						
Code	Description	Expires	Base Value	Increment Value	Retained Inc	Total Value
1	RAILPARK	2035	166,222	1,233,435		1,399,713
2	ALVA TIF ARENA RURAL	2046	1,226,388	183,027	24,439	1,433,854
3	ALVA TIF ARENA URBAN	2046	8,474,269	76,566		8,550,835
Total TIF Valuation :			9,866,879	1,493,028	24,439	11,384,402